

E Series Deadbolts

Classic Product

Arrow E Series deadlocks are unsurpassed for value, quality and durability. Our tamper resistant rotating wrench-proof collar, steel deadbolt with hardened steel pin insert and concealed screws are security features that have made the E Series the most specified deadlock in its class.



Certification & Compliance:

- ANSI A156.5, Auxiliary Locks, Grade 2
- Underwriters Laboratories (UL and CUL) listed for use on 3 hour fire doors when used in conjunction with a rated primary latching device.



General Specifications:

Housing – Two-piece housing, with free spinning outer ring to prevent wrenching. Concealed mounting screws standard on double cylinder functions.

Thru-bolting – supplied with two 1/4" (6.35mm) steel thru-bolts.

Deadbolt – 1" (25.40mm) throw, solid steel deadbolt with hardened, free spinning, steel pin insert.

Backset – 2-3/8" (60.32mm), 2-3/4" (69.85mm)

Deadbolt Fronts – 2-1/4" (57.15mm) x 1" (25.40mm) standard for 2-3/8" (60.32mm) backset, 2-1/4" (57.15mm) x 1-1/8" (28.57mm) standard for 2-3/4" (69.85mm) backset. Drive-in deadbolts are available.

Doors – 1-3/8" (34.925mm) to 1-3/4" (44.45mm) thick standard.

Strikes – Supplied standard with the #346 wood frame strike. The #345 metal frame strike is optional.

Handing – All functions are reversible.

Cylinder, Standard – Solid brass, Arrow "A" keyway, drilled for 6 pins, pinned to 5. E41 and E42 low profile deadbolts are supplied with 5-pin cylinders. Supplied with two brass keys. Available in Schlage CS keyway and other competitive keyways.

Cylinder Options – Accepts 6 or 7 pin, small format, interchangeable cores. Supplied less cores. Will accept Best™ or Falcon™ type cores.

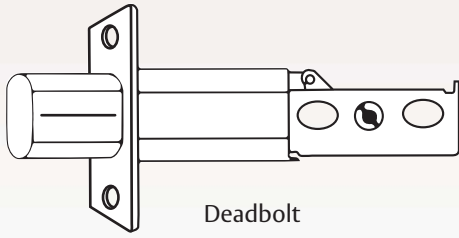
Finishes:



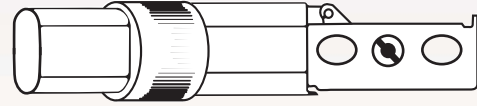
	BHMA	U.S. Equivalent	Arrow Equivalent	Finish
1	605	US3	03	Bright Brass
2	606	US4	04	Satin Brass
3	609	US5	05A	Antique Brass
4	612	US10	10	Satin Bronze
5	613	US10B	10B	Dark Oxide Bronze, Oil Rubbed
6	619	US15	15	Nickel Plated
7	625	US26	26	Bright Chromium Plated
8	626	US26D	26D	Satin Chromium Plated

D & E Series Deadbolts

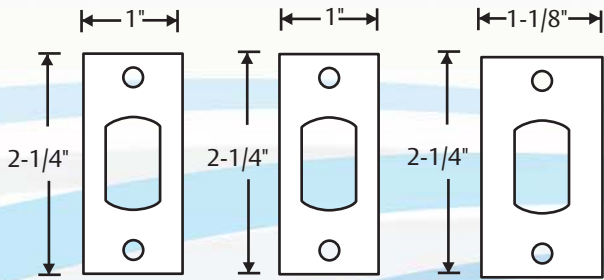
Deadbolts:



Deadbolt



Drive-In Deadbolt



Part No.
Backset

#141
2-3/8"

#142
2-3/4"

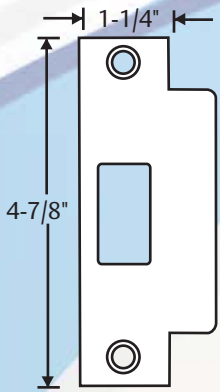
#144
2-3/4"



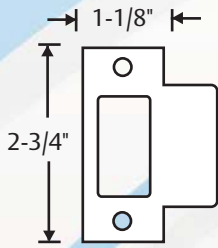
#145
2-3/8"

#146
2-3/4"

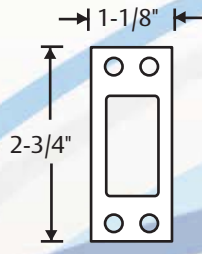
Strikes:



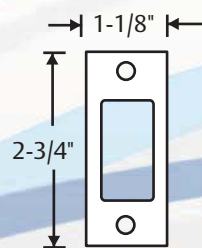
#347
ASA




#350
T



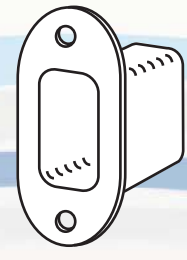
#345
(for metal doors)



#346
(for wood doors)



BX91D
(D Series)



BX91
(E Series)

Parts:

Thick Door Pack – For doors 2-1/4" thick

D, E, DB Series Deadbolts

Grade 1		Grade 2		Function	Operation			
Arrow	BHMA	Arrow	BHMA		Inside	Outside		
D60	E0111		E60	E0112		Exit	Turnpiece Retracts & Projects Bolt	Blank Plate
D61	E0151		E41	E0152		Single Cylinder	Turnpiece Retracts & Projects Bolt	Key Retracts & Projects Bolt
			E61					
			DB61					
D62	E0141		E42	E0142		Double Cylinder	Key Retracts & Projects Bolt	Key Retracts & Projects Bolt
			E62					
			DB62					
D63	E0161		E63	E0162		Single Cylinder	Blank Plate	Key Retracts & Projects Bolt
D64	E0171		E64	E0172		Classroom	Turnpiece Retracts Bolt But Does Not Project Bolt	Key Retracts & Projects Bolt
D71-IC	E0151		E71-IC	E0152		Single Cylinder With Concealed Mounting Screws (IC Only)	Turnpiece Retracts & Projects Bolt	Key Retracts & Projects Bolt
D73-IC	E0161		—	—	—	Single Cylinder With Concealed Mounting Screws (IC Only)	Blank Plate	Key Retracts & Projects Bolt
D74-IC	E0171		E74-IC	E0172		Classroom With Concealed Mounting Screws (IC Only)	Turnpiece Retracts Bolt But Does Not Project Bolt	Key Retracts & Projects Bolt

How to Order D, E, or DB Series Deadbolt:

Example: To order a D Series Single Cylinder Deadbolt, Satin Chromium Plated finish, 1-1/8" x 2-3/4" square corner strike, a 2-3/4" backset with 1-1/8" square corner latch, keyed different.

Specify: **D** **61** **26D** **346** **144** **KD**

 | | | | | |

 Series Function Finish Strike Bolt Keying Cylinder